



دائرة الثقافة والسياحة
DEPARTMENT OF CULTURE
AND TOURISM

ABU DHABI HOTEL PERFORMANCE REPORT

NOVEMBER & YTD 2021



ABU DHABI HOTEL PERFORMANCE

دائرة الثقافة والسياحة
DEPARTMENT OF CULTURE
AND TOURISM




NOVEMBER & YTD 2021

OVERALL PERFORMANCE – NOV 2021

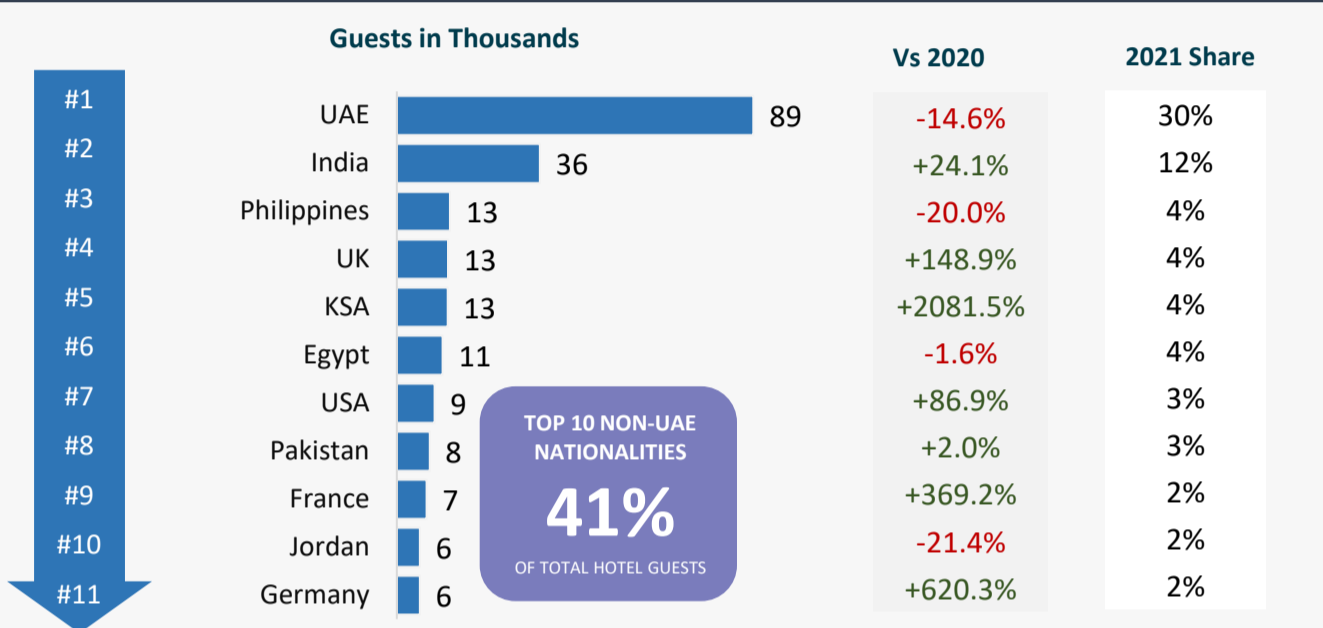
November
2021
Performance



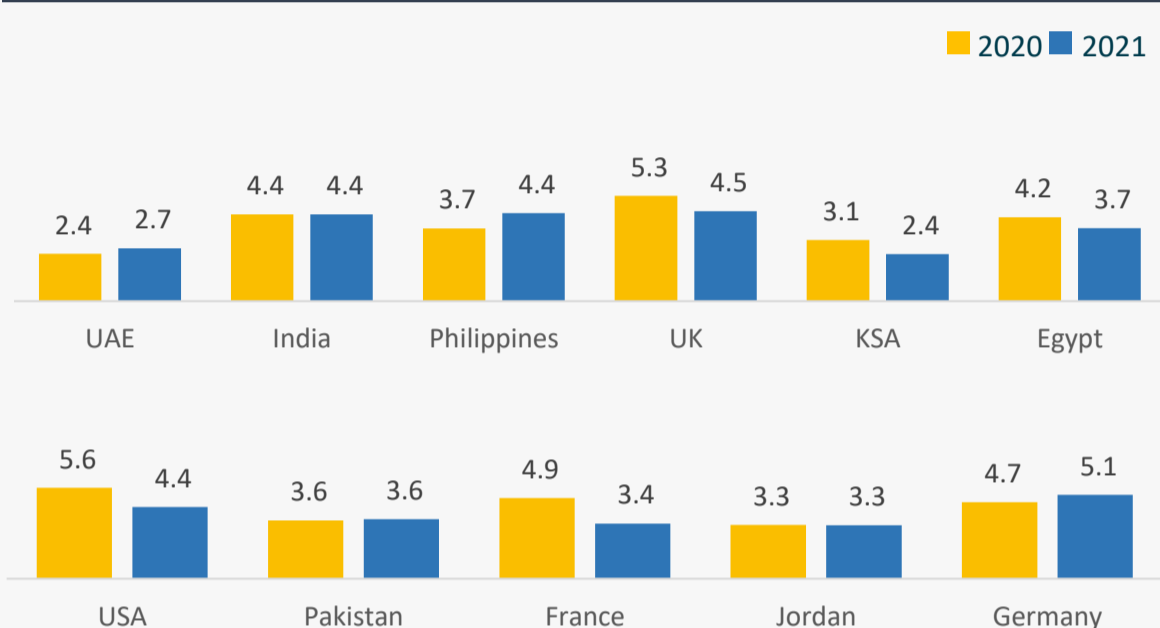
% Change vs
2020



HOTEL GUEST NATIONALITIES – NOV 2021



ALOS ACROSS TOP NATIONALITIES – NOV 2021



PERFORMANCE BY REGIONS – NOV 2021

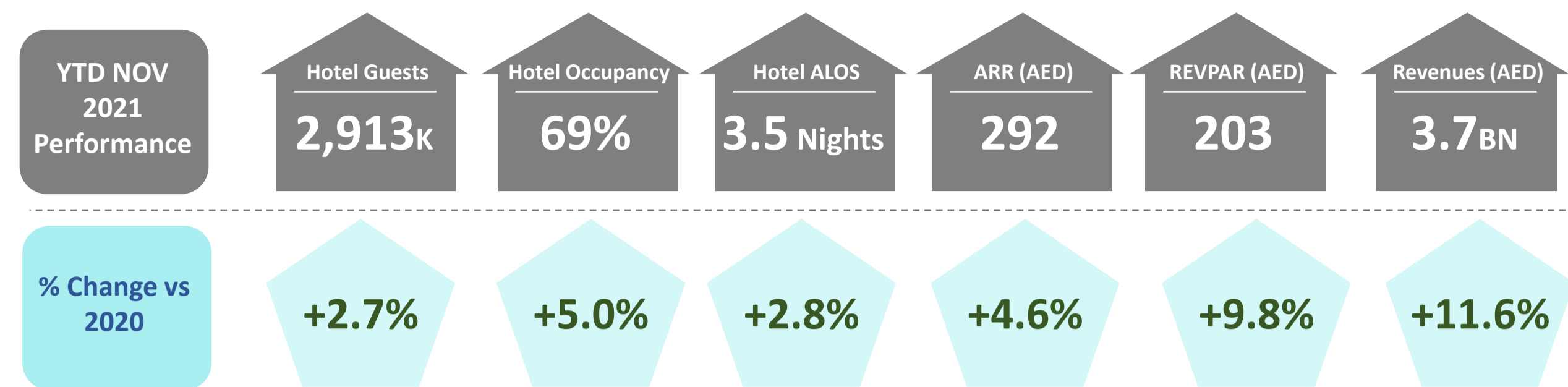
| NOV 2021 | ABU DHABI | | AL AIN | | AL DHAFRA | |
|------------------|-----------|---------|---------|---------|-----------|---------|
| | Actuals | Vs 2020 | Actuals | Vs 2020 | Actuals | Vs 2020 |
| Guests (K) | 257.6 | +29.8% | 31.8 | +8.1% | 8.6 | -20.1% |
| Occupancy | 79% | +18.4% | 69% | +2.5% | 59% | -3.0% |
| ALOS (Nights) | 3.7 | +3.6% | 2.1 | -18.2% | 3.6 | +35.8% |
| Total Rev(M AED) | 514.2 | +110.5% | 23.9 | +20.0% | 24.4 | +33.6% |
| ARR (AED) | 431 | +64.5% | 300 | +16.0% | 522 | +6.5% |
| REVPAR (AED) | 339 | +94.7% | 207 | +18.9% | 305 | +3.3% |

PERFORMANCE BY STAR-RATINGS – NOV 2021

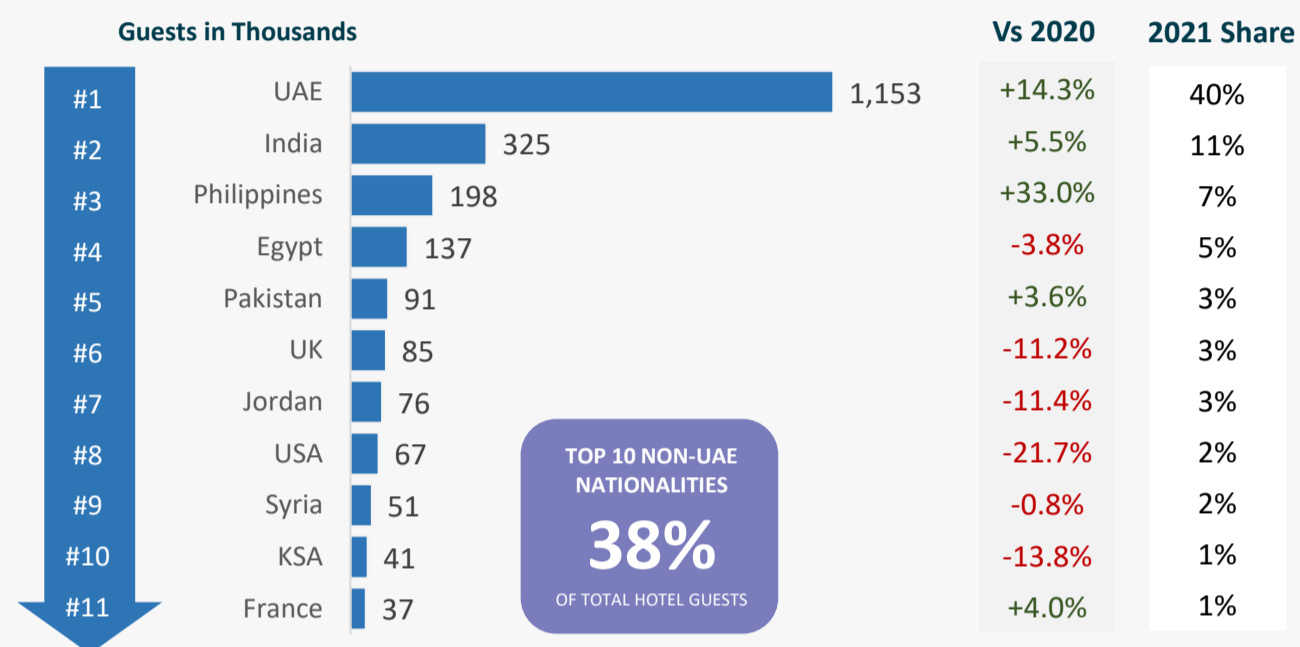
| NOV 2021 | 5-STAR HOTELS | | 4-STAR HOTELS | | 1-3 STAR HOTELS | | HOTEL APARTMENTS | |
|------------------|---------------|------------------|---------------|------------------|-----------------|------------------|------------------|------------------|
| | Actuals | % Change vs 2020 | Actuals | % Change vs 2020 | Actuals | % Change vs 2020 | Actuals | % Change vs 2020 |
| Guests (K) | 129.2 | +34.6% | 88.0 | +4.6% | 48.9 | +32.4% | 31.9 | +47.7% |
| Occupancy | 69% | +23.3% | 82% | +11.1% | 84% | +14.4% | 88% | +10.2% |
| ALOS (Nights) | 3.6 | +7.7% | 2.8 | +9.6% | 3.0 | +1.0% | 6.0 | -21.8% |
| Total Rev(M AED) | 387.8 | +113.8% | 94.2 | +80.7% | 37.2 | +104.8% | 43.3 | +40.8% |
| ARR (AED) | 601 | +56.1% | 314 | +72.5% | 245 | +70.2% | 304 | +25.9% |
| REVPAR (AED) | 416 | +92.5% | 256 | +91.5% | 207 | +94.8% | 268 | +38.7% |

YTD NOVEMBER 2021 PERFORMANCE

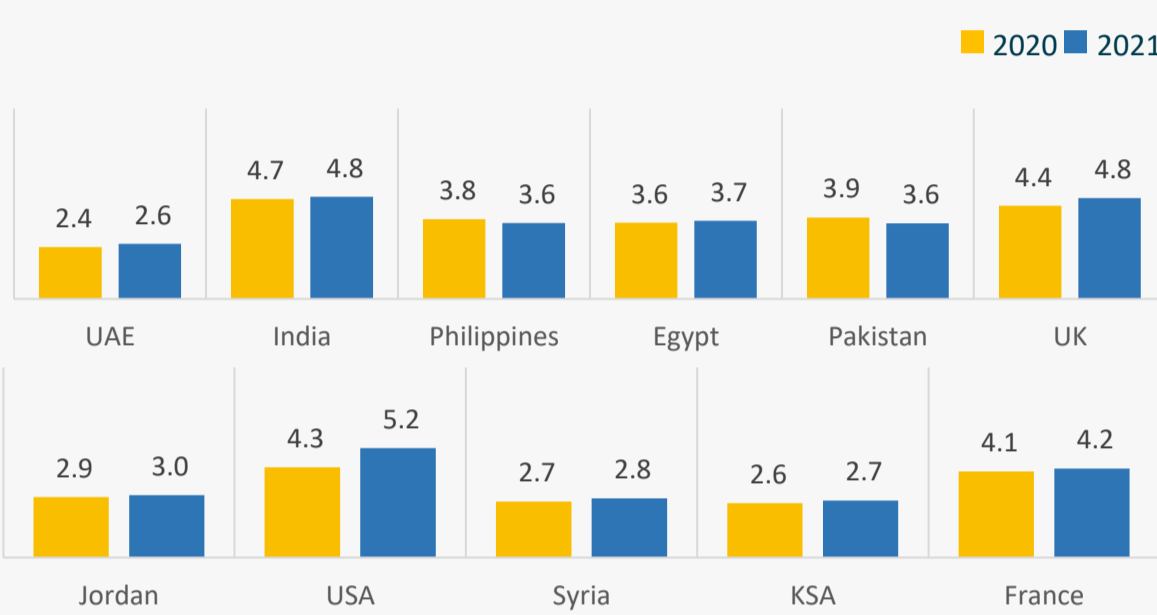
OVERALL PERFORMANCE – YTD NOV 2021



HOTEL GUEST NATIONALITIES – YTD NOV 2021



ALOS ACROSS TOP NATIONALITIES – YTD NOV 2021



PERFORMANCE BY REGIONS – YTD NOV 2021

| YTD NOV 2021 | ABU DHABI | | AL AIN | | AL DHAFRA | |
|------------------|-----------|---------|---------|---------|-----------|---------|
| Key Indicators | Actuals | Vs 2020 | Actuals | Vs 2020 | Actuals | Vs 2020 |
| Guests (K) | 2512.2 | +3.1% | 299.8 | +0.9% | 101.2 | -0.3% |
| Occupancy | 70% | +5.7% | 69% | +8.7% | 53% | -14.7% |
| ALOS (Nights) | 3.6 | +1.8% | 2.6 | +6.5% | 3.2 | +21.4% |
| Total Rev(M AED) | 3250.2 | +12.8% | 241.4 | +29.4% | 176.1 | -19.6% |
| ARR (AED) | 289 | +5.2% | 268 | +15.9% | 423 | -21.4% |
| REVPAR (AED) | 204 | +11.2% | 184 | +25.9% | 224 | -32.9% |

PERFORMANCE BY STAR-RATINGS – YTD NOV 2021

| YTD NOV 2021 | 5-STAR HOTELS | | 4-STAR HOTELS | | 1-3 STAR HOTELS | | HOTEL APARTMENTS | |
|------------------|---------------|------------------|---------------|------------------|-----------------|------------------|------------------|------------------|
| Key Indicators | Actuals | % Change vs 2020 | Actuals | % Change vs 2020 | Actuals | % Change vs 2020 | Actuals | % Change vs 2020 |
| Guests (K) | 1194.0 | -4.3% | 942.1 | +5.7% | 472.6 | +10.3% | 304.5 | +13.5% |
| Occupancy | 61% | +9.4% | 76% | +2.6% | 75% | +2.5% | 81% | +2.5% |
| ALOS (Nights) | 3.4 | +14.1% | 2.7 | -2.9% | 3.0 | -2.0% | 6.7 | -11.1% |
| Total Rev(M AED) | 2393.9 | +15.3% | 673.6 | +10.7% | 246.9 | +9.3% | 353.2 | -5.8% |
| ARR (AED) | 410 | +4.3% | 209 | +5.6% | 167 | +4.7% | 245 | -2.4% |
| REVPAR (AED) | 249 | +14.1% | 160 | +8.3% | 125 | +7.3% | 198 | 0.0% |